

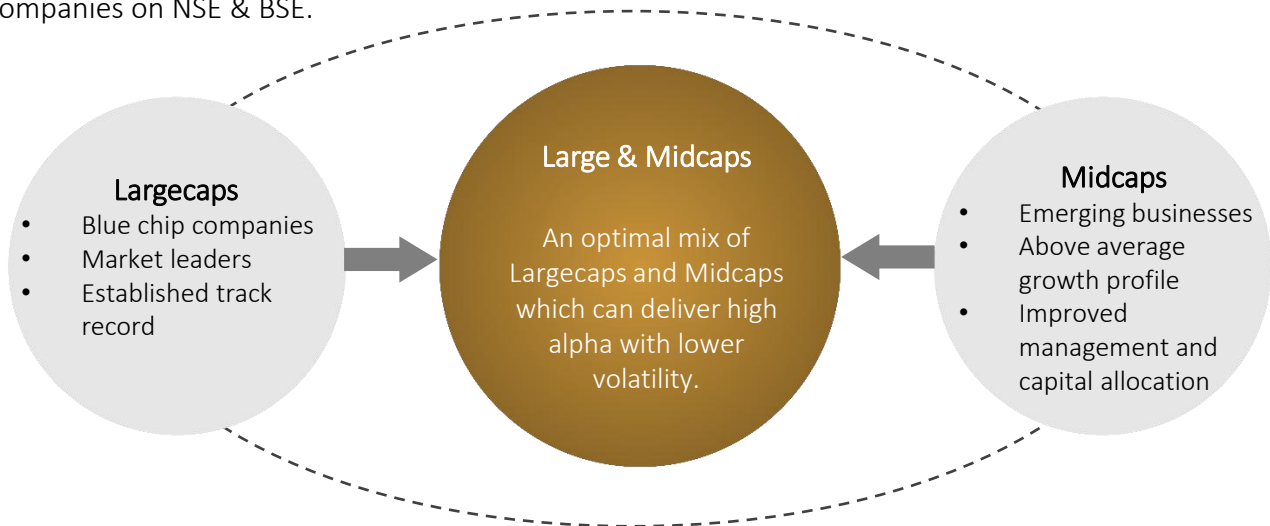


ALCHEMY SMART ALPHA 250*

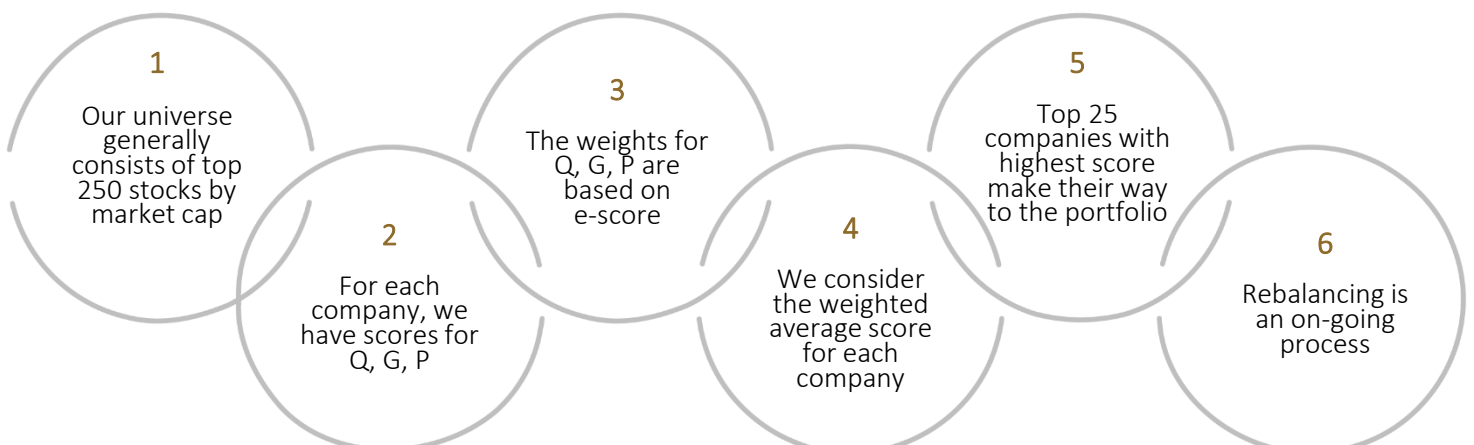
Strategy Endeavouring to Deliver Consistent Alpha

WHY INVEST IN LARGE & MIDCAPS ?

- Largecaps help reduce the impact on the portfolio during volatility, while Midcaps offer superior growth potential.
- Largecap and Midcap universe accounts for 80%** of the total market capitalisation of all listed companies on NSE & BSE.



PORTFOLIO CONSTRUCTION PROCESS

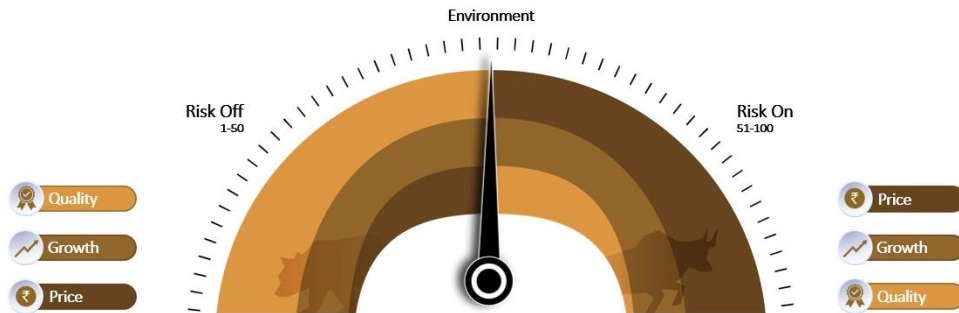


*Alchemy Smart Alpha 250 is one of the Portfolio Management Services products managed by M/s Alchemy Capital Management Pvt Ltd, a SEBI registered Portfolio Manager.

** Source: AMFI | Data as of 31st December 2024

eQGP – OUR UNIQUE FRAMEWORK

ENVIRONMENT METER



eQGP - Environment

The philosophy of the product is to get aggressive in a risk-on environment and defensive in a risk-off environment. Our rating band on the environment is based of multiple factors. Few of them are:

- Liquidity conditions in the market
- Interest rate conditions in the market
- Improving or deteriorating macro growth
- Improving or deteriorating macro balance sheet
- Price action parameters in multiple sections of the market
- Trends in corporate profits
- Currency situation
- Policy level support



eQGP - Quality

The quality of a business comes from multiple attributes. The higher the number of these attributes in favour, the higher the quality. Our quality rating band is based of multiple factors. Few of them are :

- Capital efficiency - absolute & relative
- Leverage ratios - absolute & relative
- EVA generation track record
- OCF generation track record
- Consistency in profit generation
- FCF track record
- Credit rating
- Management quality



eQGP - Growth

All good things in the company need to culminate into business growth. Our growth rating band is based of multiple factors. Few of them are:

- Profit growth - absolute and relative
- Operating efficiency - absolute and relative
- Business growth
- Market share gains
- Consistency of growth

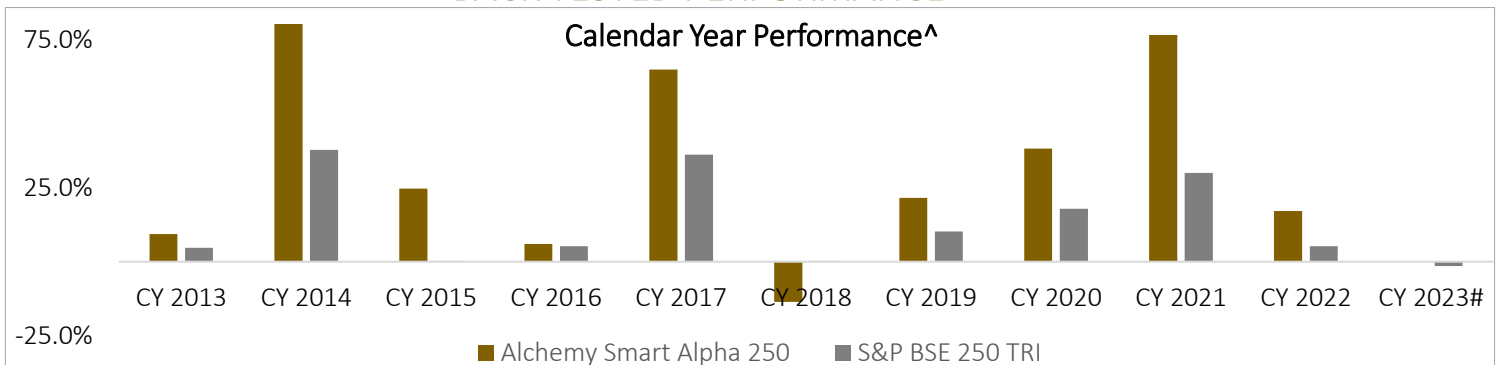


eQGP - Price Action

Returns come from price action and movement. Our price action rating band is based of multiple factors. Few of them are:

- Tailwinds in the price behaviour - absolute and relative
- Ownership trends
- Consistency of outperformance
- Liquidity
- Risk reward potential

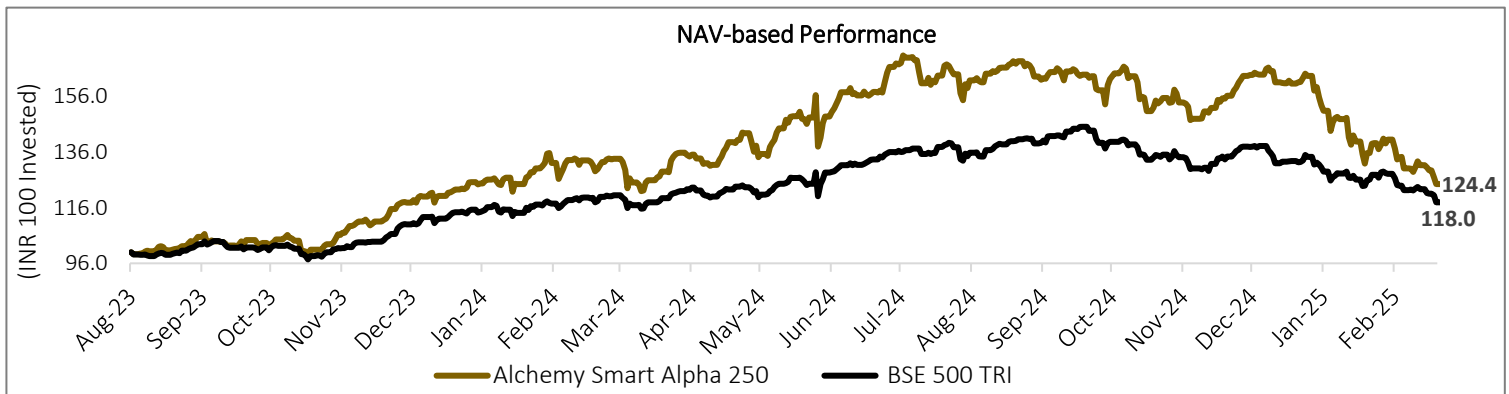
BACK TESTED PERFORMANCE*



* The back tested past performance is for illustration purpose only and is not an indicator/assurance of future performance. Data as of April 30, 2023 | #2023 data till April 30, 2023 .

^ Returns are shown as gross of expenses fees & taxes, if any. **Performance related information provided herein is not verified by SEBI**

LIVE PERFORMANCE



Period	Alchemy Smart Alpha 250 [^]	BSE 500 TRI	Alpha
1 Month	-10.5%	-7.7%	-2.7%
3 Months	-20.3%	-12.2%	-8.1%
6 Months	-26.2%	-16.1%	-10.1%
1 Year	-4.2%	-0.4%	-3.8%
Since Inception ^{^^}	15.1%	11.2%	3.9%

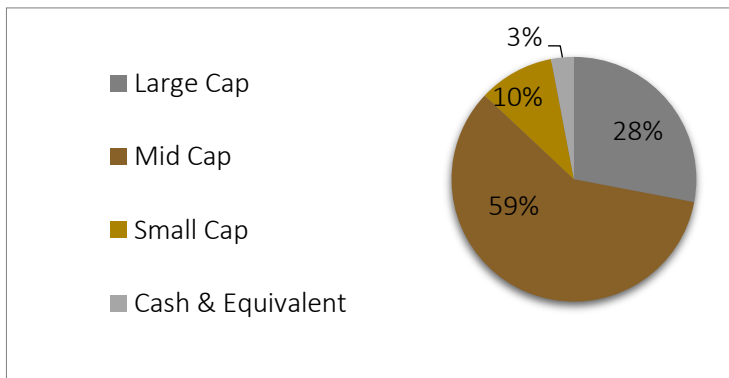
[^]Data as of February 28, 2025

[^]Performance related information provided herein is not verified by SEBI. [^]Returns are net of fees, expenses & taxes (if applicable). [^]Returns less than 365 days: Absolute, greater than 365 days: CAGR (Computed using TWRR method). [^]Past Performance is not indicative of future performance. [^]The above performance figures are aggregate of all discretionary clients; the investor's actual portfolio may differ. [^]Please follow the given link for viewing Performance relative to other portfolio managers: <https://www.apmiindia.org/apmi/welcomeiaperformance.htm?action=PMSmenu>.

^{^^} Inception date: August 10, 2023

PORTFOLIO COMPOSITION *

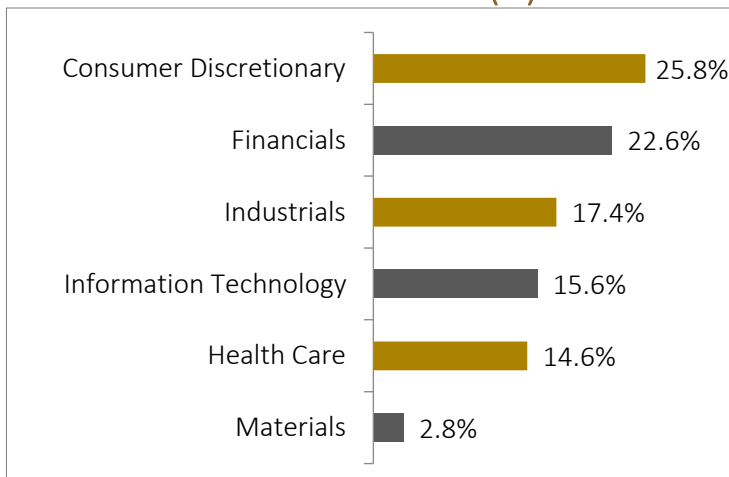
Market Cap Allocation^{^^}



Top Holdings

Top 10 Stocks By Weight	% Weight
Dixon Technologies India Ltd	9.1%
Trent Ltd	6.5%
PB Fintech Ltd	4.9%
Interglobe Aviation Ltd	4.9%
Hitachi Energy India Ltd	4.6%
BSE Ltd	4.5%
Divis Laboratories Ltd	4.4%
Mazagon Dock Shipbuilders Ltd	4.3%
Persistent Systems Ltd	3.8%
Uno Minda Ltd	3.7%

GICS Sector Allocation (%) †



Ratios

Ratio	Alchemy Smart Alpha 250 ^{**}
Upside Capture Ratio ^{###}	133%
Downside Capture Ratio ^{###}	132%
Capture Ratio ^{###}	101%

* All data as on February 28, 2025, |^{^^} Source: AMFI | † Source: Bloomberg |^{**} Inception date: August 10, 2023 |

^{###}Calculated using Geometric Mean of monthly returns.

KEY FUND TERMS*

Objective**:	To generate long term risk adjusted returns
Philosophy & Strategy**:	A High-Risk High Return oriented strategy which aims at generating long term consistent alpha by majority investing in large and mid cap companies using objective, back tested and data driven approach based on various parameters such as growth, valuation, quality earning and balance sheet health.
Fund Manager:	Alok Agarwal
Description of types of securities:	Equity
Basis of selection of types of Securities as part of the Product/ Investment Approach:	Equity stocks are chosen for investment on the basis of following factors: 1. The company fundamentals, as reflected in reported numbers. 2. Investment strategy research regarding various market cycles 3. Risk & Reward ratios 4. Predominantly large & mid cap focused.
Allocation of Portfolio across types of Securities:	Upto 100% in equity (cash portion may be deployed in liquid funds/ debt securities).
Benchmark:	BSE 500 TRI
Basis for choice of benchmark:	As per APMI Circular APMI/2022-23/02 dated March 23, 2023.
Indicative Tenure or Investment horizon:	3 to 5 Years
Risk associated with Product/Investment approach:	High Risk

- *These are not the complete terms. Please read the relevant Disclosure Document/ Client Agreement carefully before investing.
- ** The investment objectives, strategy and allocation are indicative and there is no assurance that it will be achieved. Investors are advised to take independent tax, legal, risk, financial and other professional advice.

DISCLAIMER

General Risk Factors:

- All products / investment approach attract various kinds of risks. Please read the relevant Disclosure Document/ Client Agreement/ Offer Documents (includes Private Placement Memorandum and Contribution Agreement) carefully before investing.

General Disclaimers:

- The information and opinions contained in this report/ presentation have been obtained from sources believed to be reliable, but no representation or warranty, express or implied, is made that such information is accurate or complete.
- Information and opinions contained in the report/ presentation are disseminated for the information of authorized recipients only and are not to be relied upon as advisory or authoritative or taken in substitution for the exercise of due diligence and judgement by any recipient.
- The information and opinions are not, and should not be construed as, an offer or solicitation to buy or sell any securities or make any investments.
- Nothing contained herein, including past performance, shall constitute any representation or warranty as to future performance.
- The client is solely responsible for consulting his/her/its own independent advisors as to the legal, tax, accounting and related matters concerning investments and nothing in this document or in any communication shall constitute such advice.
- The client is expected to understand the risk factors associated with investment & act on the information solely on his/her/its own risk. As a condition for providing this information, the client agrees that Alchemy Capital Management Pvt. Ltd., its Group or affiliates makes no representation and shall have no liability in any way arising to them or any other entity for any loss or damage, direct or indirect, arising from the use of this information.
- This document and its contents are proprietary information of Alchemy Capital Management Pvt. Ltd and may not be reproduced or otherwise disseminated in whole or in part without the written consent.
- The information and opinions contained in this document may contain "forward-looking statements", which can be identified by the use of forward-looking terminology such as "may", "will", "seek", "should", "expect", "anticipate", "project", "estimate", "intend", "continue" or "believe" or the negatives thereof or other variations thereon or comparable terminology. Due to various risks and uncertainties, including those set forth under the Disclosure Document/Offer Documents, actual events or results or the actual performance may differ materially from those reflected or contemplated in such forward-looking statements.

Regulatory Disclosures:

- All clients have an option to invest in the above products / investment approach directly, without intermediation of persons engaged in distribution services.
- This document, its contents, especially the Performance related information, is not verified by SEBI or any regulator.