

ALCHEMY SMART ALPHA SMALL & MICRO CAP

Unlocking Hidden Gems in India's Small Cap Market

Fund Manager: Alok Agarwal



ALCHEMY SMART ALPHA SMALL AND MICROCAP

WHY SMALL AND MICROCAP STRATEGY?



India is a land of a billion opportunities and a long runway of growth.



This growth gets better captured in riding the journey of successful companies morphing from micro to small to mid to large. This whole journey has potential to create lot of wealth/returns.



Over the last 10 years, while Nifty 50 TRI has delivered 14.3% CAGR, the comparative number for Nifty SmallCap 250 TRI is 19.9% .*

WHY ALCHEMY CAPITAL?



Expertise: Our seasoned team possesses deep knowledge and expertise in navigating the nuances of India's small-cap landscape.



Research-driven Approach: We use a unique blend of Quant + Active styles.

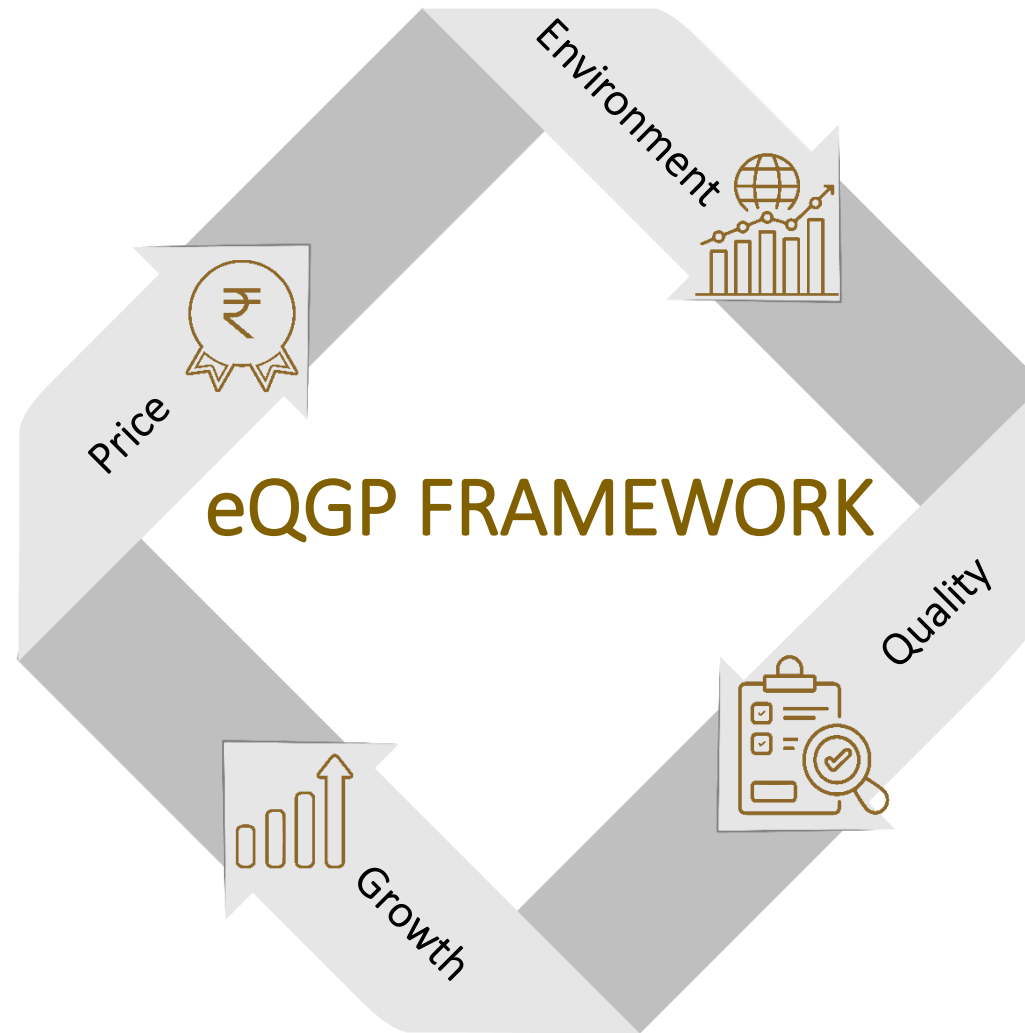


Diversification: We believe in a well-diversified portfolio strategy to mitigate risk and capture growth opportunities across various sectors.

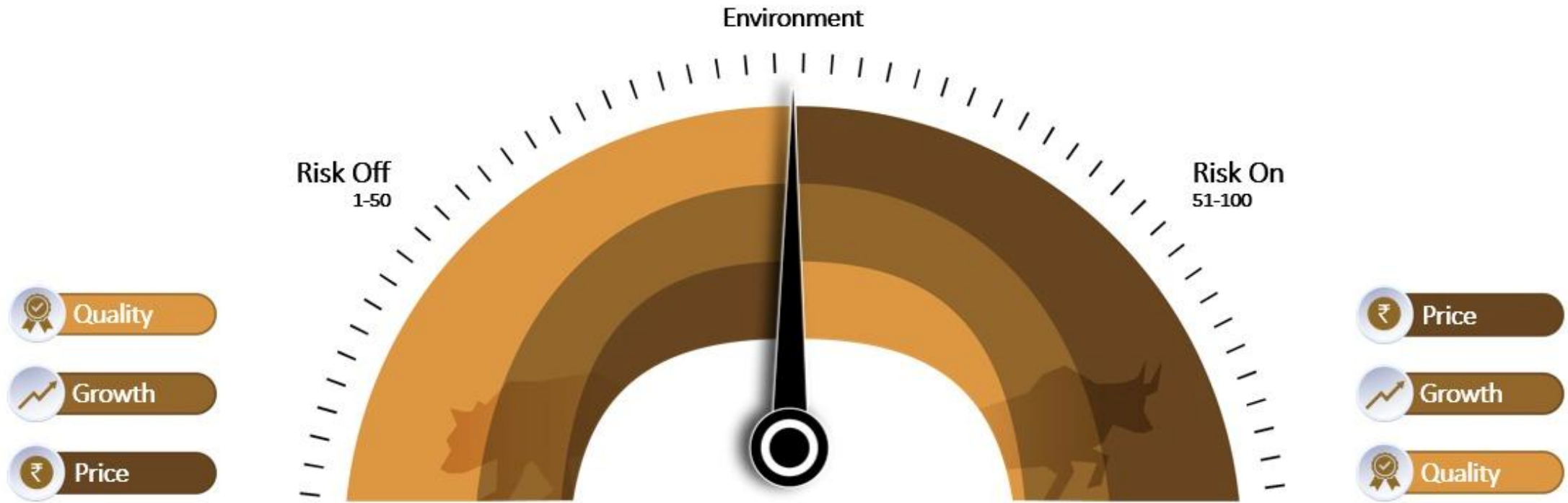


Active Management: We actively monitor and manage our portfolio to capitalize on emerging trends and swiftly adapt to market dynamics.

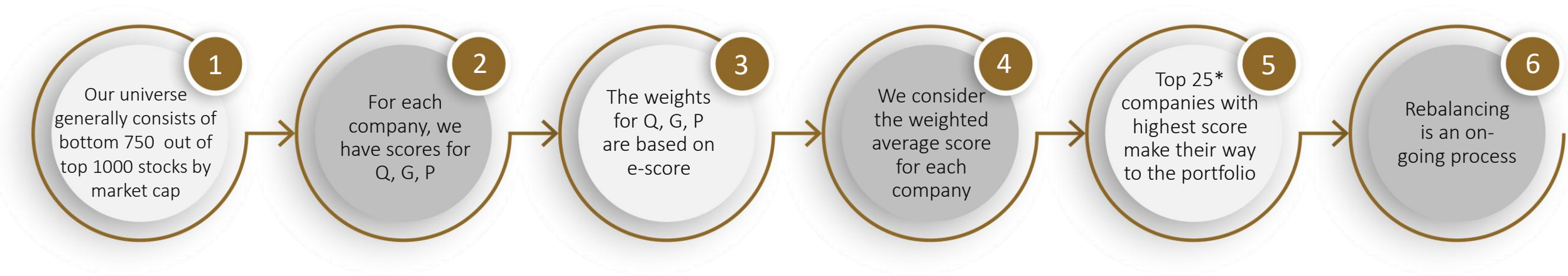
UNIQUE METHOD – EQGP FRAMEWORK



ENVIRONMENT METER



PORTFOLIO CONSTRUCTION PROCESS



*Usually portfolio consists of 25 stocks but it may go upto 50.



eQGP - Environment

The philosophy of the product is to get aggressive in a risk-on environment and defensive in a risk-off environment. *Our rating band on the environment is based of multiple factors. Few of them are:*

- Liquidity conditions in the market
- Interest rate conditions in the market
- Improving or deteriorating macro growth
- Improving or deteriorating macro balance sheet
- Price action parameters in multiple sections of the market
- Trends in corporate profits
- Currency situation
- Policy level support



eQGP - Quality

The quality of a business comes from multiple attributes. The higher the number of these attributes in favour, the higher the quality. *Our quality rating band is based of multiple factors. Few of them are :*

- Capital efficiency - absolute & relative
- Leverage ratios - absolute & relative
- EVA generation track record
- OCF generation track record
- Consistency in profit generation
- FCF track record
- Credit rating
- Management quality



eQGP - Growth

All good things in the company need to culminate into business growth. *Our growth rating band is based of multiple factors. Few of them are :*

- Profit growth - absolute and relative
- Operating efficiency - absolute and relative
- Business growth
- Market share gains
- Consistency of growth

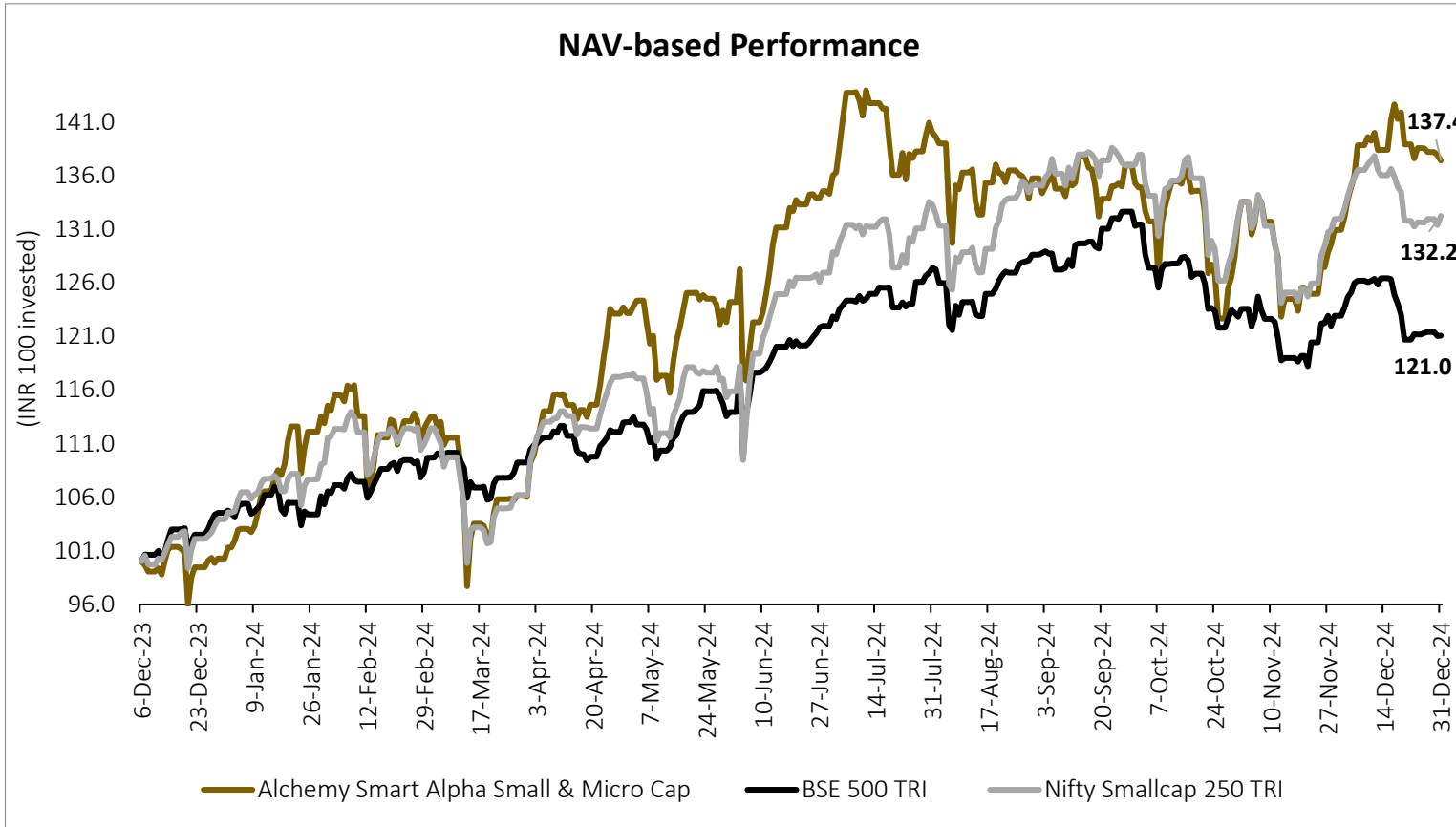


eQGP - Price Action

Returns come from price action and movement. *Our price action rating band is based of multiple factors. Few of them are:*

- Tailwinds in the price behaviour - absolute and relative
- Ownership trends
- Consistency of outperformance
- Liquidity
- Risk reward potential

LIVE PERFORMANCE



Period	Alchemy Smart Alpha Small & Micro Cap [^]	BSE 500 TRI	Nifty Smallcap 250 - TRI	Alpha over relevant benchmark [*]
1 Month	4.9%	-1.5%	0.2%	4.7%
3 Months	1.6%	-7.8%	-3.5%	5.1%
6 Months	2.3%	-0.7%	4.2%	-1.9%
1 Year	37.0%	15.8%	27.2%	9.8%
Since Inception ^{^^}	34.4%	19.5%	29.7%	4.7%

Data as of December 31, 2024.

^{*}Nifty Smallcap 250 TRI is more relevant benchmark for the strategy as the investable universe is bottom 750 out of 1000 stocks by market capitalisation.

[^]Performance related information provided herein is not verified by SEBI.

[^]Returns are net of fees, expenses & taxes (if applicable).

[^]Returns less than 365 days: Absolute, greater than 365 days: CAGR (Computed using TWRR method).

[^]Past Performance is not indicative of future performance.

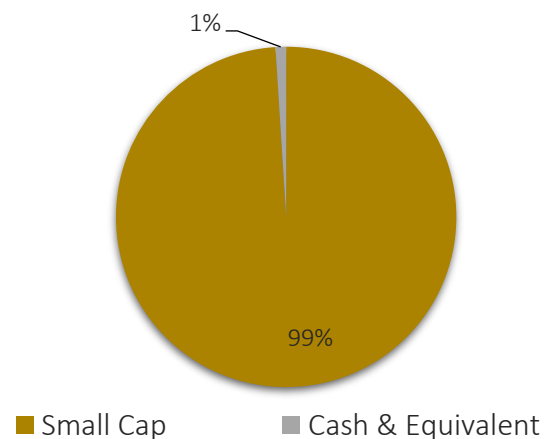
[^]The above performance figures are aggregate of all discretionary clients; the investor's actual portfolio may differ.

[^]Please follow the given link for viewing Performance relative to other portfolio managers: <https://www.apmiindia.org/apmi/welcomeiaperformance.htm?action=PMSmenu>

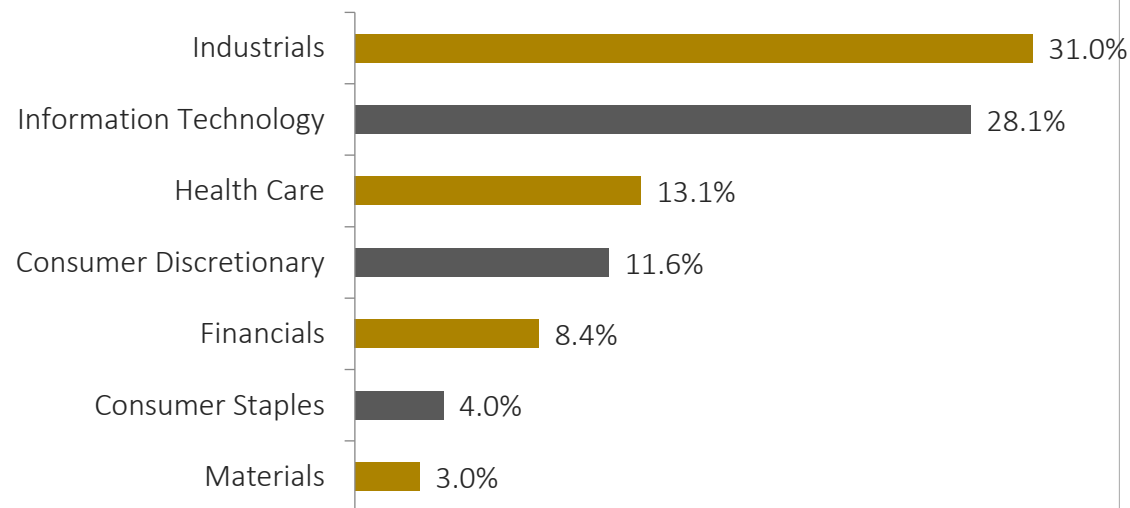
^{^^} Inception date: December 6, 2023

PORTFOLIO COMPOSITION

Market Cap Allocation[^]



GICS Sector Allocation (%) †



Top Holdings

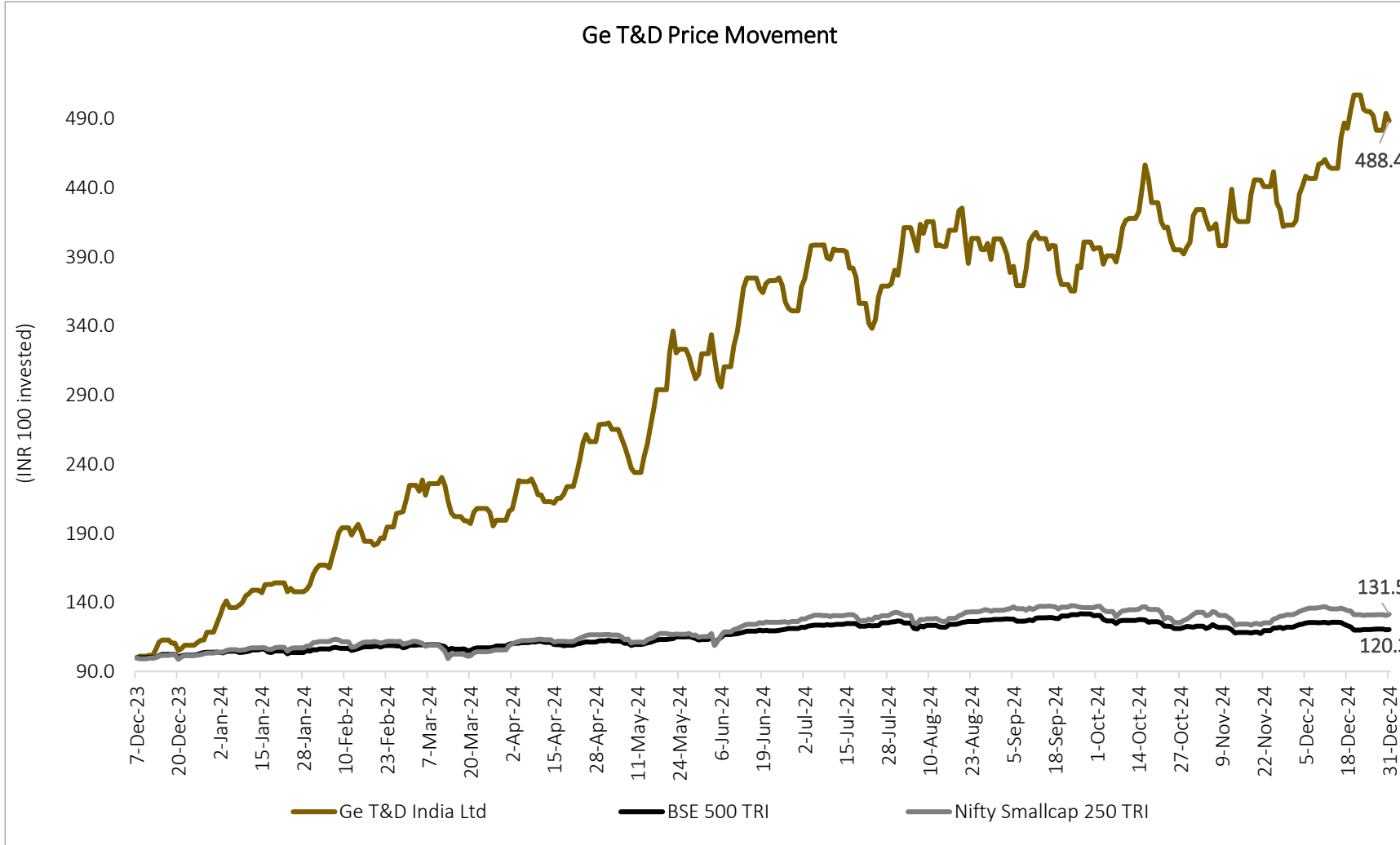
Top 10 Stocks by Weight	% Weight
GE Vernova Tnd India Ltd	10.8%
Newgen Software Technologies Ltd	7.2%
PG Electroplast Ltd	6.9%
Refex Industries Ltd	5.7%
Multi Commodity Exchange Of India Ltd	5.4%
Aurionpro Solutions Ltd	4.7%
Orchid Pharma Ltd	4.2%
Piccadily Agro Industries Ltd	4.0%
Balu Forge Industries Ltd	4.0%
Arvind Ltd	3.9%

Ratio Analysis

Ratio	Alchemy Smart Alpha Small & Micro Cap ^{^^}
Upside Capture Ratio ^{##}	114%
Downside Capture Ratio ^{##}	112%
Capture Ratio ^{##}	101%

All data as on December 31, 2024, | [^] Source - AMFI | [†] Source : Bloomberg | ^{^^} Inception date: December 6,2023 | ^{##} Calculated using Geometric Mean of monthly returns.

CASE STUDIES



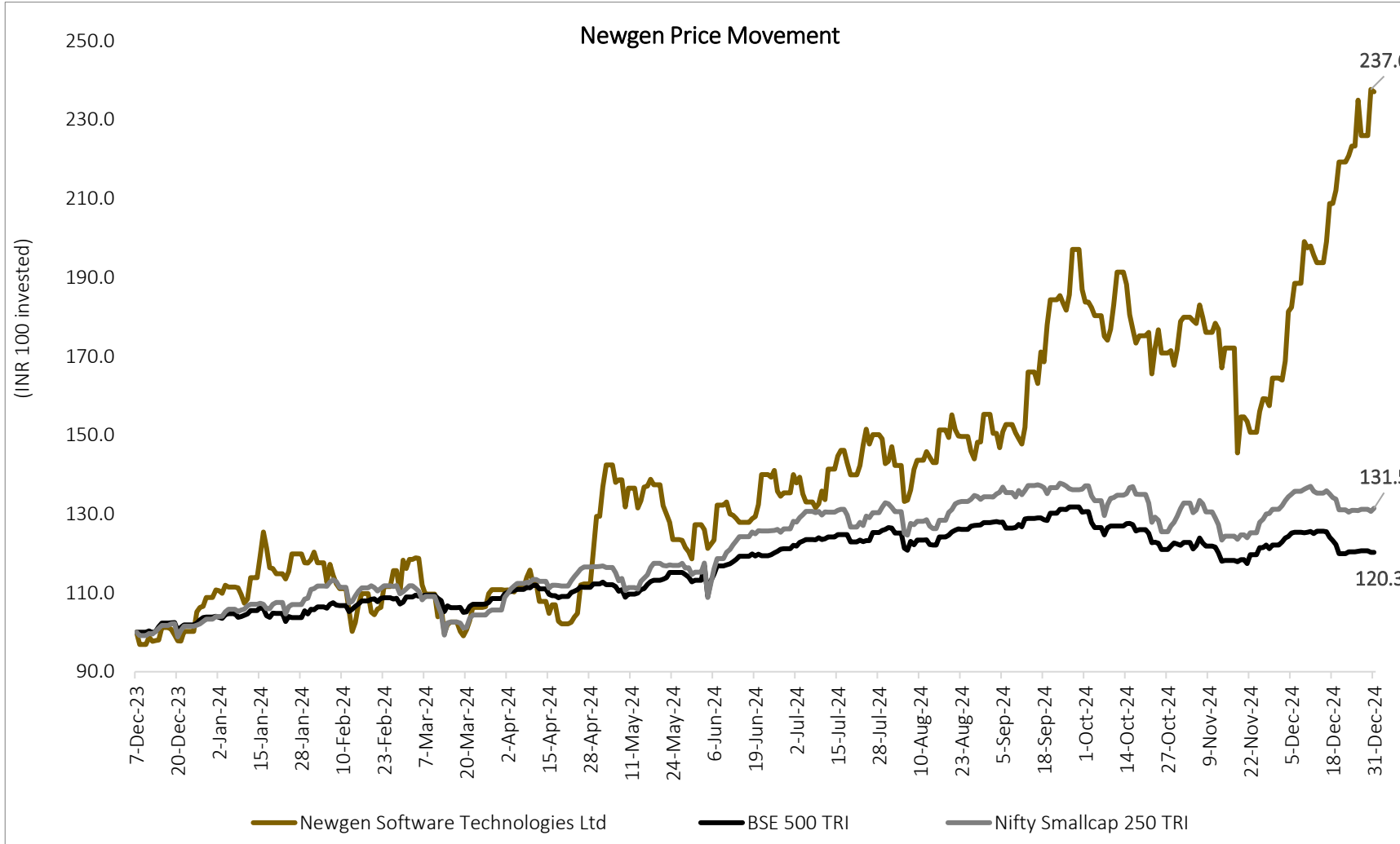
Entry date	7-Dec-23
Entry price	INR 425
Exit date	NA(in portfolio)
Current Price	INR 2076
Absolute Gain	388%
BSE 500 TRI	20%
Nifty Smallcap 250 - TRI	31%

Source: Bloomberg

Disclaimer - The case study presented here is for illustration purposes only. It may or may not form part of Client's portfolio. Past performance is no assurance of future performance.

Data as on 31 December 2024.

CASE STUDIES



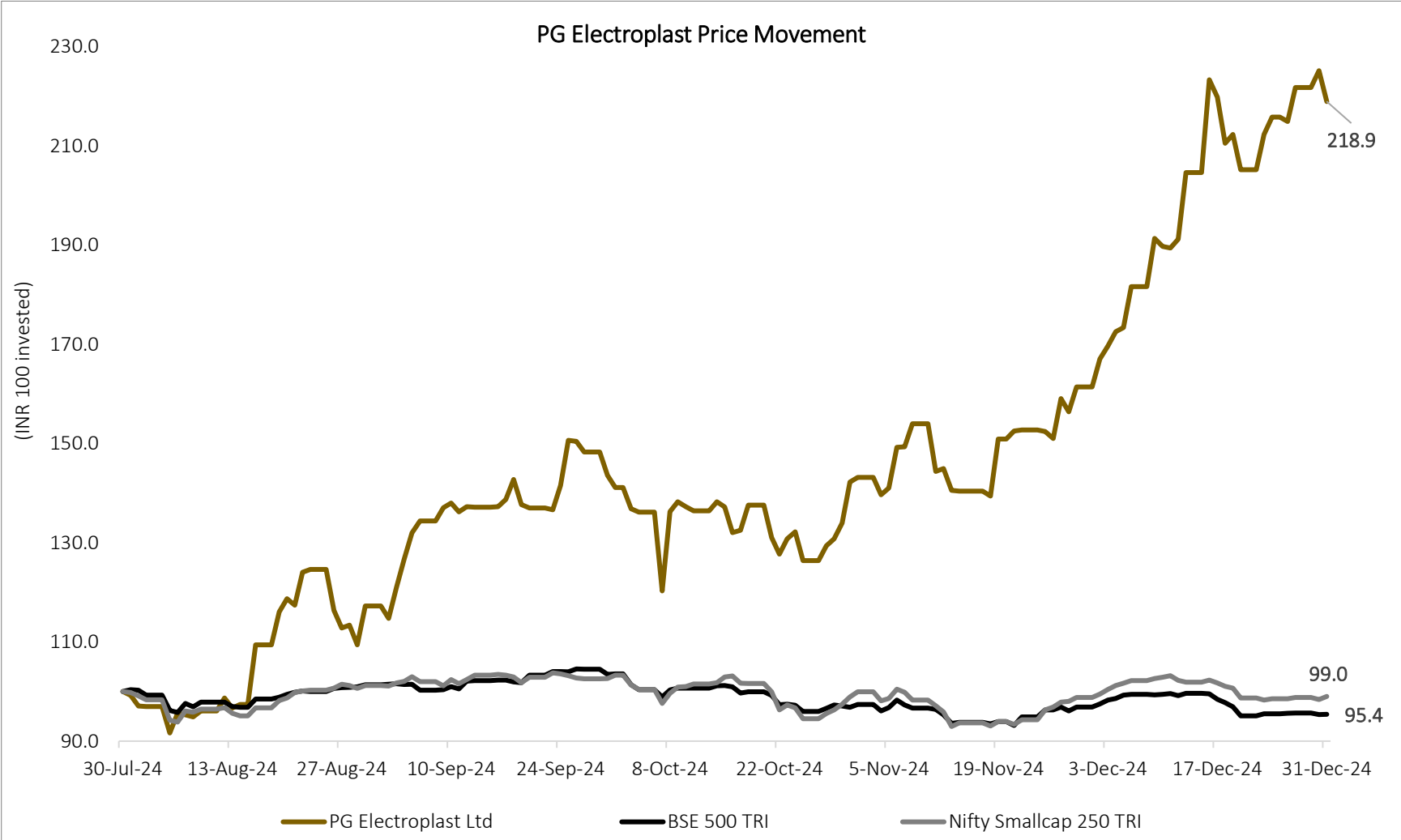
Entry date	7-Dec-23
Entry price	INR 718
Exit date	NA(in portfolio)
Current Price	INR 1702
Absolute Gain	137%
BSE 500 TRI	20%
Nifty Smallcap 250 - TRI	31%

Source: Bloomberg

Disclaimer - The case study presented here is for illustration purposes only. It may or may not form part of Client's portfolio. Past performance is no assurance of future performance.

Data as on 31 December 2024.

CASE STUDIES



PG
ELECTROPLAST LTD

Entry date	30-Jul-24
Entry price	INR 448
Exit date	NA(in portfolio)
Current Price	INR 981
Absolute Gain	119%
BSE 500 TRI	-5%
Nifty Smallcap 250 - TRI	-1%

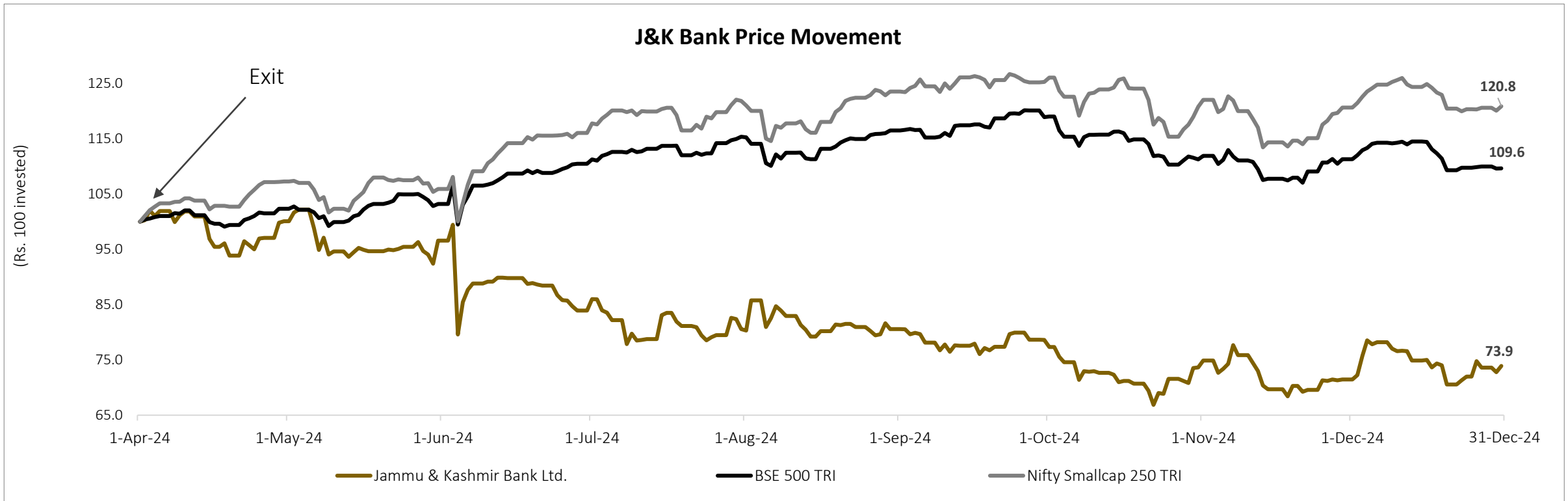
Source: Bloomberg

Disclaimer - The case study presented here is for illustration purposes only. It may or may not form part of Client's portfolio. Past performance is no assurance of future performance.

Data as on 31 December 2024.

EXITS ARE AS IMPORTANT AS ENTRIES

About 49% of the stocks that we exited since inception^^ have underperformed Nifty Smallcap 250 TRI index post our exit. Below is one of the example of Jammu & Kashmir Bank Ltd.



Source: Bloomberg

Disclaimer - The case study presented here is for illustration purposes only. It may or may not form part of Client's portfolio. . Past performance is no assurance of future performance.

Data as on 31 December 2024.

^^ Inception date: December 6, 2023

PRODUCT HIGHLIGHTS

Objective: To generate long term risk adjusted returns.

Philosophy & Strategy:** A High-Risk High Return oriented strategy which aims at generating long term alpha consistently by investing predominantly in small cap & microcap companies. The investment philosophy follows Growth at Reasonable Price/ Premium (GARP) approach with a blend of quant and active management.

Fund Manager: Alok Agarwal

Description of types of securities: Equity

Basis of selection of types of Securities as part of the Product/ Investment Approach: Equity stocks are chosen for investment on the basis of following factors: 1.The company fundamentals, as reflected in reported numbers. 2.Investment strategy research regarding various market cycles 3.Risk & Reward ratios

Allocation of Portfolio across types of Securities: Upto 100% in equity (cash portion may be deployed in liquid funds/ debt securities).

Portfolio Construct: A typical Portfolio may generally consist maximum of 50 stocks across sectors.

Benchmark: BSE 500 TRI

Basis for choice of benchmark: As per APMI Circular APMI/2022-23/02 dated March 23, 2023.

Indicative Tenure or Investment horizon: 3 to 5 Years

Risk associated with Product/Investment approach^^: High Risk

***The investment objectives, strategy and allocation are indicative and there are no assurances that it will be achieved. Investors are advised to take independent tax, legal, risk, financial and other professional advice.*

^^ All product/ investment approach attract various kinds of risks. Please read the relevant Disclosure Document/ Client Agreement carefully before investing.



STANDING TALL
ALCHEMY CAPITAL MANAGEMENT

ALCHEMY CAPITAL MANAGEMENT

Alchemy Capital Management is one of the pioneers in providing bespoke Portfolio Management Services in India. The company is registered with the Securities and Exchange Board of India (SEBI) as a Portfolio Manager and based out of Mumbai.



One of the few Portfolio Managers in India to have been in existence since 2002



Pioneers in bottom-up stock picking skills with a long-term investing approach



With an experienced team of investment professionals at the helm, there is a strong emphasis on Compliance and Risk Management



Managing/advising AUM of USD 1.2 billion*, we have earned the trust of institutional investors, sovereign funds, ultra HNIs and family offices.

OUR INVESTMENT PHILOSOPHY

- We believe that consistent and superior long term absolute returns can be made across market cycles by investing in growth companies with good management teams.
- We like businesses which address large and growing external opportunities, have a competitive advantage in effectively exploiting those opportunities and have a scalable business model with higher-than-average Return on Capital Employed (ROCE) over the investment horizon.
- We believe that management teams are key to business success. We look for managements which have aggression, are aligned to business outcomes while simultaneously having respect for governance and capital allocation.
- While growth companies form the core of our portfolio, we also tactically invest in deep value opportunities and special situations that may appear due to and during market cycles.

INVESTMENT TEAM



Hiren Ved
 Director & CIO
 Experience: 30+ Y

INVESTMENT

RESEARCH



Alok Agarwal
 Head - Quant & Fund Manager
 Experience: 22 Y



Himani Shah
 Co-Fund Manager
 Experience: 20 Y



Mythili Balakrishnan
 Co-Fund Manager
 Experience: 22 Y



Amaresh Mishra
 SVP - Research Analyst
 Experience: 19 Y



Vimal Gohil
 Research Analyst
 Experience: 13 Y



Hareesh Kapoor
 Research Analyst
 Experience: 12 Y



Ruchika Bhatia
 Research Analyst
 Experience: 9 Y



Hrushikesh Shah
 Research Analyst
 Experience: 1 Y



Deven Ved
 Co-Fund Manager, Quant
 Experience: 17 Y



Jagpreet Chhabra
 VP – Quant Research Analyst
 Experience: 22 Y



Rishabha Doshi
 Quant Analyst
 Experience: 3 Y



Gayathree T V
 Quant Research Analyst
 Experience: Fresher

Note: Total experience in industry is provided herein above

DISCLAIMER

General Risk Factors:

- All products / investment approach attract various kinds of risks. Please read the relevant Disclosure Document/ Client Agreement/ Offer Documents (includes Private Placement Memorandum and Contribution Agreement) carefully before investing.

General Disclaimers:

- The information and opinions contained in this report/ presentation have been obtained from sources believed to be reliable, but no representation or warranty, express or implied, is made that such information is accurate or complete.
- Information and opinions contained in the report/ presentation are disseminated for the information of authorized recipients only and are not to be relied upon as advisory or authoritative or taken in substitution for the exercise of due diligence and judgement by any recipient.
- The information and opinions are not, and should not be construed as, an offer or solicitation to buy or sell any securities or make any investments.
- Nothing contained herein, including past performance, shall constitute any representation or warranty as to future performance.
- The client is solely responsible for consulting his/her/its own independent advisors as to the legal, tax, accounting and related matters concerning investments and nothing in this document or in any communication shall constitute such advice.
- The client is expected to understand the risk factors associated with investment & act on the information solely on his/her/its own risk. As a condition for providing this information, the client agrees that Alchemy Capital Management Pvt. Ltd., its Group or affiliates makes no representation and shall have no liability in any way arising to them or any other entity for any loss or damage, direct or indirect, arising from the use of this information.
- This document and its contents are proprietary information of Alchemy Capital Management Pvt. Ltd and may not be reproduced or otherwise disseminated in whole or in part without the written consent.
- The information and opinions contained in this document may contain “forward-looking statements”, which can be identified by the use of forward-looking terminology such as “may”, “will”, “seek”, “should”, “expect”, “anticipate”, “project”, “estimate”, “intend”, “continue” or “believe” or the negatives thereof or other variations thereon or comparable terminology. Due to various risks and uncertainties, including those set forth under the Disclosure Document/Offer Documents, actual events or results or the actual performance may differ materially from those reflected or contemplated in such forward-looking statements.

Regulatory Disclosures:

- All clients have an option to invest in the above products / investment approach directly, without intermediation of persons engaged in distribution services.
- This document, its contents, especially the Performance related information, is not verified by SEBI or any regulator.

Alchemy Capital Management Pvt. Ltd.

B-4, Amerchand Mansion, 16 Madame Cama Road, Mumbai 400 001

Phone: +91-22-66171700 | Email: contactus@alchemycapital.com | Website: www.alchemycapital.com

CIN: U67120MH1999PTC119811 | SEBI Regn No.: INP000000365