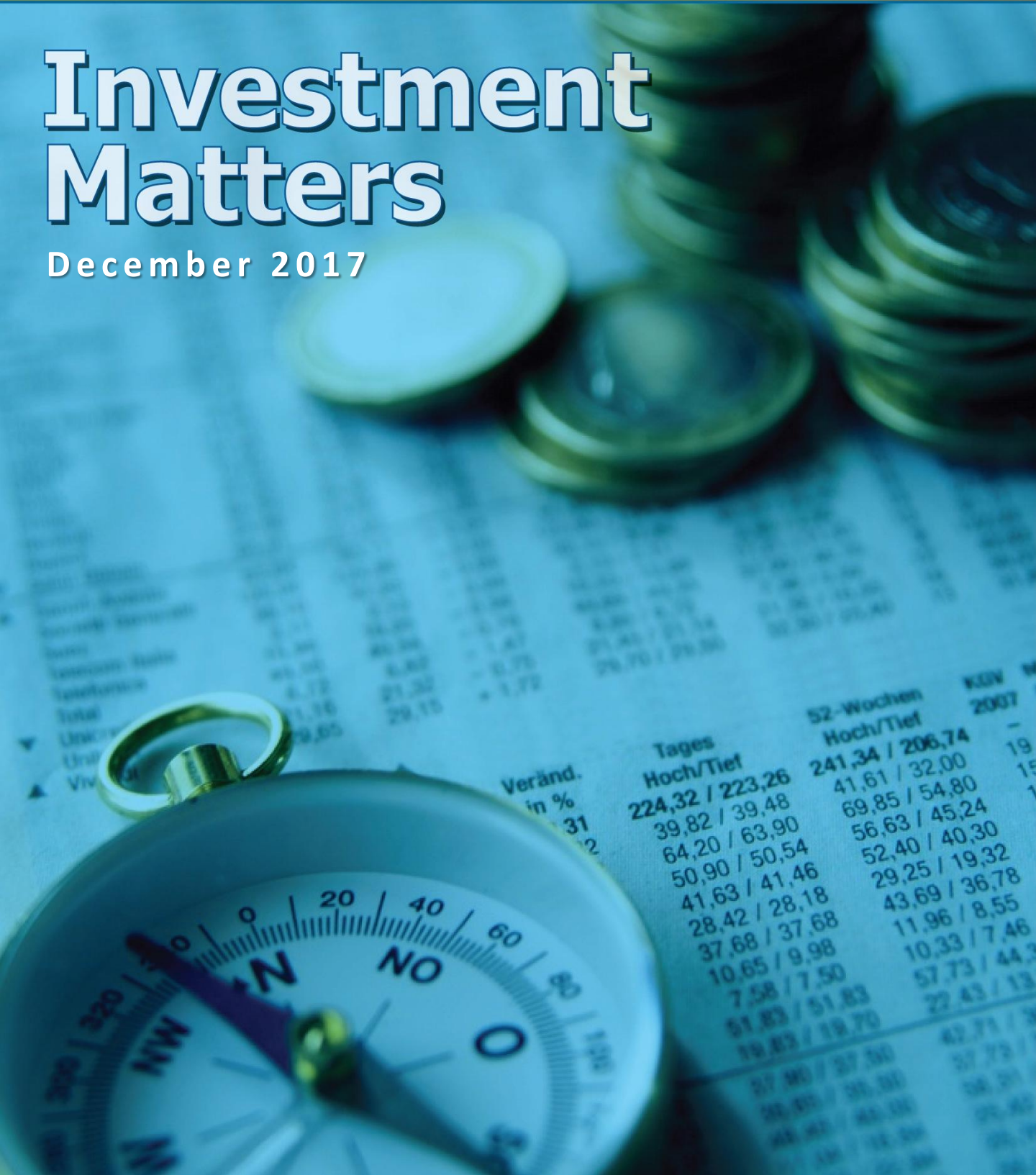


Investment Matters

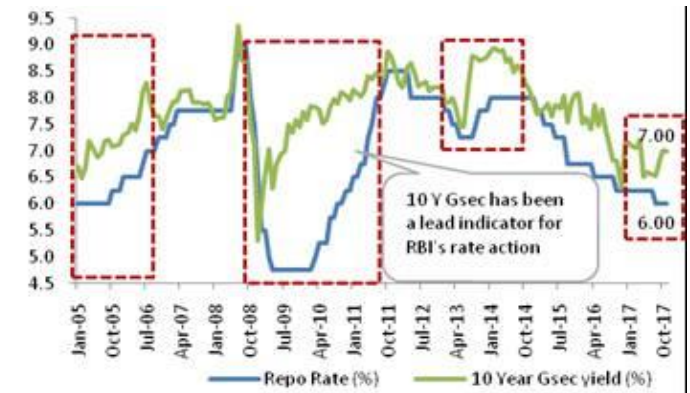
December 2017



Veränd. in %	Tages Hoch/Tief	52-Wochen Hoch/Tief	KGV 2007
31	224,32 / 223,26	241,34 / 206,74	-
-2	39,82 / 39,48	41,61 / 32,00	19
	64,20 / 63,90	69,85 / 54,80	15
	50,90 / 50,54	56,63 / 45,24	1
	41,63 / 41,46	52,40 / 40,30	
	28,42 / 28,18	29,25 / 19,32	
	37,68 / 37,68	43,69 / 36,78	
	10,65 / 9,98	11,96 / 8,55	
	7,58 / 7,50	10,33 / 7,46	
	51,83 / 51,83	57,73 / 44,3	
	19,83 / 19,70	22,43 / 13	
	37,90 / 37,50	42,71 / 3	
	38,40 / 38,30	37,79 /	
	48,40 / 48,30	58,21	
	18 / 18,30	25,40	
	20,30	25,70	

EQUITY OUTLOOK

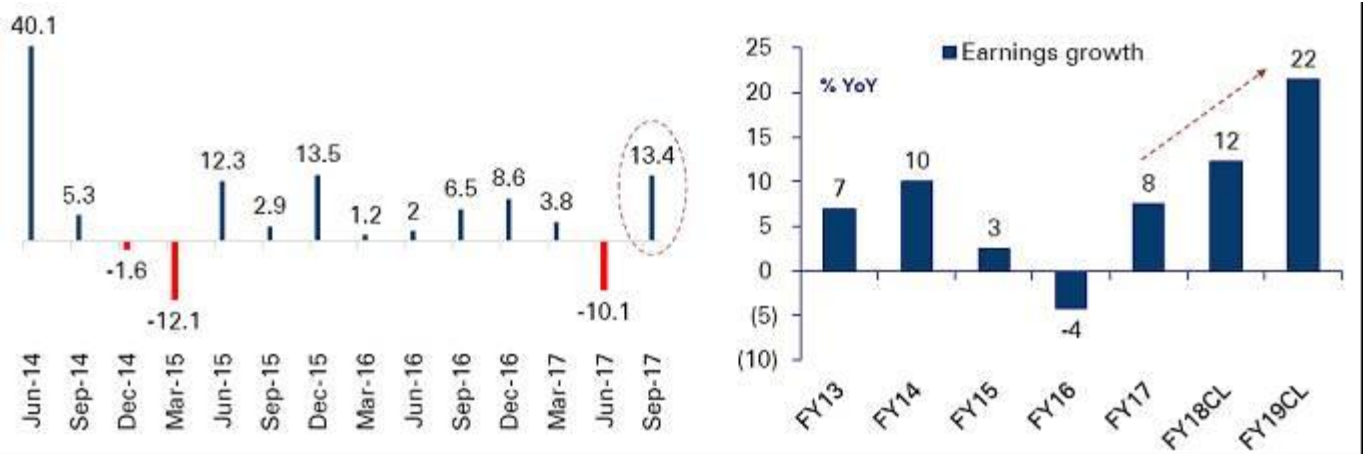
Inflation, Interest rates, Earnings growth and valuations are some of the important indicators tracked by participants on a regular basis to take a view on equity markets. Over the past 4 years, we have had benign inflation and interest rates in India and globally. In 2013, inflation in India stood at 9%+ while current numbers are sub 4%. Similarly, interest rate i.e. 10 year bond yield was close to 9% back then which currently stands at 7%. Developed world fixed income markets are even more stark with 10 year bond yields closer to all time lows between 1% to 2.5%. Fixed income markets have been very supportive of economic growth over the past few years since inflation has been on the lower side and globally central banks have been on a rate cutting cycle to prop up consumption demand. Earnings growth and valuations on the other hand has not been in tandem. Valuations have moved higher specially in CY17 while earnings growth remains on the muted side in India till date.



CY18 is likely to start on a different note, with inflation moving higher from here on. China is likely to be the key reason for this trend. Environmental pollution in China has been severe in recent years and this has led to closure of many basic commodity industries/plants in China including Chemicals – both intermediate and specialty, Steel, Aluminium, Paper, Fibre, etc. Though demand growth remains on the lower side for most commodities, plant closures on a large scale are leading to shortages in many commodities globally leading to a sharp movement in the end product prices. This along with crude prices and food inflation moving higher (though still region specific) is likely to lead to higher inflation going ahead on a low base of previous few years. With inflation moving higher, we have started to see this aspect getting priced in the form of global 10 Year bond yields moving higher by 20-50 bps including in India. If inflation moves towards 5% in India over the next 12 months, then it is very likely that interest rates in India can move up by 50-100 bps. It also means the rate easing cycle in India is over for the next few years.

EQUITY OUTLOOK

As with inflation and interest rates, CY18 is likely to start on a positive note for earnings growth in India. On a low base of the previous few years, it is likely that we see Nifty companies reporting a profit growth of 15%+ CAGR for FY19 and FY20. Consensus is expecting a 20%+ CAGR for both the years together. Base effect of demonetisation, positive flow through of implementation of GST and other reforms, higher inflation leading to the need for more working capital, higher nominal GDP growth, pick up in government spending especially on infrastructure, peaking of NPA for banking sector, etc. will all lead to improvement in earnings growth going forward.



However, valuations to a large extent have already priced in this expected improvement and one needs to focus on the sustainability of growth in earnings for returns to sustain in future.

Past experience suggests that sustainable growth in earnings along with positive free cash flow is the biggest driver of equity market returns. Higher inflation rate leading to higher interest rate does impact short term volatility in the markets but does not change the direction of the market, at least in phases where interest rates rise is in its early stage. In fact initial few rate hikes by central bank is generally taken as a positive sign of growth picking up and hence does not impact equity market materially. Choosing the right business for ones' portfolio is the most important criteria for future returns. We at Alchemy Capital have identified select businesses growing at a fast pace available at reasonable valuations. We are optimistic of performance from our investee companies and on an average expect our investee companies to grow profits at a 30%+ CAGR over the next 2 years along with strong free cash generation with some room for valuation re-rating going forward.

Chandraprakash Padiyar

Portfolio Manager
Alchemy Capital Management Pvt. Ltd

DISCLAIMER

General Risk factors

All investment products attract various kinds of risks. Please read the relevant Disclosure Document/ Investment Agreement carefully before investing.

General Disclaimers

The information and opinions contained in this report/ presentation have been obtained from sources believed to be reliable, but no representation or warranty, express or implied, is made that such information is accurate or complete.

Information and opinions contained in the report/ presentation are disseminated for the information of authorized recipients only, and are not to be relied upon as advisory or authoritative or taken in substitution for the exercise of due diligence and judgement by any recipient.

The information and opinions are not, and should not be construed as, an offer or solicitation to buy or sell any securities or make any investments.

Nothing contained herein, including past performance, shall constitute any representation or warranty as to future performance.

The services related to Mutual funds, Insurance, Real Estate, Art, Commodity etc. may merely be a referral / advisory services in nature. Such third party investment products or services do attract the general and specific risk factors unique to those respective products or services, which would be mentioned by the manufactures of those products in the respective product documentation. The prospective investors in such third party products are advised to read and understand those risk factors & disclaimers, in addition to what has been stated herein. Alchemy Capital Management Pvt. Ltd., its Group or affiliates have not verified and do not take any responsibility for any statements, numbers or claims made, omitted to be made or implied in any documentation, presentations etc. which have been created by the manufacturers of such third party products or services.

The client is solely responsible for consulting his/her/its own independent advisors as to the legal, tax, accounting and related matters concerning investments and nothing in this document or in any communication shall constitutes such advice.

The client is expected to understand the risk factors associated with investment & act on the information solely on his/her/its own risk. As a condition for providing this information, the client agrees that Alchemy Capital Management Pvt. Ltd., its Group or affiliates makes no representation and shall have no liability in any way arising to them or any other entity for any loss or damage, direct or indirect, arising from the use of this information.

This document and its contents are proprietary information of Alchemy Capital Management Pvt. Ltd and may not be reproduced or otherwise disseminated in whole or in part without the written consent.